

2

The economic burden of lung disease

Background

Key points

- The total cost of respiratory disease in the 28 countries of the EU alone amounts to more than €380 billion annually.
- This total cost includes the costs of direct primary and hospital healthcare (at least €55 billion), the costs of lost production (at least €42 billion) and the monetised value of disability-adjusted life-years (DALYs) lost (at least €280 billion).
- The annual costs of healthcare and lost productivity due to COPD are estimated as €48.4 billion and those due to asthma at €33.9 billion.
- The average direct healthcare cost per case of TB is about €7500 but for multidrug-resistant disease (MDR-TB) this increases to €33 000 and for extensively drug-resistant disease to €47 500.
- The average value of the DALYs lost by a patient with lung cancer is about €350 000.
- Approximately half of the economic burden of respiratory disease is attributable to smoking.

Respiratory disease places a huge burden on society in terms of disability and premature mortality, and also in direct health service costs, drugs prescribed and the indirect costs related to lost production. This chapter estimates these costs across the current 28 member countries of the European Union using published cost estimates and WHO and European data. Because of a lack of information related to other respiratory diseases, costs are estimated for only the more common conditions: chronic obstructive pulmonary disease (COPD), asthma, lung cancer, tuberculosis (TB), pneumonia/acute lower respiratory infections (ALRI), obstructive sleep apnoea syndrome (OSAS) and cystic fibrosis. The analysis is limited to countries of the EU because of the paucity of representative data relevant to most non EU countries.

Methods

General

A systematic literature search was carried out to identify published research on costs in Europe for each lung disease. For the most part only papers in English were included with occasional exceptions where English abstracts or translations to English were available. The literature identified for each medical condition was reviewed for data on estimates of disease-related costs per patient. Estimates were combined with prevalence or incidence rates as given


“ 5.2 million disability-adjusted life years are lost annually to respiratory disease in the EU at a minimum value of almost €300 billion ”

in chapter 1 and elsewhere in this book, together with population data, to obtain costs per European Union (EU) country. There is a considerable volume of non-diagnosed respiratory disease, which is, by definition, difficult to cost and define, and so has been excluded from the calculations

For COPD, asthma, OSAS, and cystic fibrosis, cost estimates have been combined with prevalence data to estimate national costs. The costs of lung cancer were estimated using an incidence approach due to the availability of incidence rather than prevalence data, the usually short survival of patients making this approach appropriate. Likewise for TB, incidence data were used; since TB treatment and other related costs are likely to occur within a given year in most cases, estimation from incidence data is justifiable. For pneumonia, calculations were based on annual hospital bed-days and an estimate of total pneumonia cases in the EU.

We estimated the economic burden of each disease for each of the EU 28 countries, although cost estimates were available from only a small set of countries, and we used adjusted cost data from some comparable non-EU European countries (Norway and Switzerland) where necessary. The costs of labour, hospital inpatient care, outpatient care and drugs vary between countries and we therefore used World Bank data on gross domestic product (GDP) per capita to convert costs, as GDP may be considered a major indicator of costs involving labour. The estimated costs per patient for each disease were adjusted proportionally to each country's relative income level and then aggregated into total costs for each country using prevalence or incidence and national population data. No, or insufficient, data were available for sensible estimation of the costs of several diseases including bronchiectasis, pulmonary fibrosis, pulmonary vascular diseases and occupational lung diseases. Inevitably, therefore, the overall economic burden of respiratory disease is seriously underestimated.

The direct costs of healthcare relate to inpatient and outpatient costs of both hospital and primary care, together with the costs of drugs (including oxygen). Indirect costs include costs of lost production due to absence from work and early retirement and are valued according to the average daily salary including social benefit payments, using the human capital approach. All costs are calculated in year 2011 euros, expressed in sums equivalent to the purchasing power of Belgium, using purchasing power parities and national inflation rates.



In addition to these direct and indirect costs, respiratory disease is associated with a considerable cost due to disability and loss of life-years. To put a monetised value on this disability and premature mortality, a 'willingness to pay' methodological approach has been used, based on the value of a statistical life. Society is willing to pay a considerable amount to save life, as shown, for example, by expenditure on road and other safety precautions, healthcare and rescue costs. The values of disability and life-years lost are based on surveys and observation of the trade-offs which society is prepared to make between risk and monetary gain. A European Commission research study has collated such estimates and reported a typical range of €50 000–100 000 for the value of a life-year, with a median value of €52 000 in 2009 – equivalent to €55 000 in 2011 values. This estimate is applied here to the projected disability-adjusted life-years (DALYs) lost due to respiratory causes. Data on DALYs lost are available from WHO World Health Statistics 2011 and from the Global Burden of Disease study.

Chronic obstructive pulmonary disease

It has been reported that only 21–25% of persons identified at screening as having COPD, already had a prior diagnosis of COPD. Undiagnosed individuals with COPD may have indirect costs related to morbidity, but, since the large majority of these have mild disease, we have assumed that those without a diagnosis have no treatment or indirect costs attributable specifically to COPD. The lack of data on this point may, however, again result in significant underestimation of costs.

Cost estimates for COPD from seven European countries were identified in the literature, some of which gave direct cost estimates by disease severity, which is important as disability and costs vary widely according to severity of the disease. Cost estimates were modelled using linear regression analysis, adjusting for severity and for the setting from which the patients were recruited (see online methods section). Indirect costs, by degree of severity, were obtained from two studies, and combined with prevalence by severity and population size to give costs per country. The grading systems of severity used in the studies included the Global Initiative for Chronic Obstructive Lung Disease (GOLD) definition of severity of COPD (I: forced expiratory volume in 1 second (FEV₁) ≥80% of predicted; II: 50% ≤ FEV₁ < 80%; III: 30% ≤ FEV₁ < 50%; IV: FEV₁ < 30% of predicted) and those of the French Pneumology Society (SPLF), the American Thoracic Society (ATS) and the Spanish Society of Pneumology and Chest Surgery (SEPAR). All the grading systems use the criterion FEV₁/FVC <70%. We used the GOLD grading system, and reclassified SPLF, ATS and SEPAR grades to the nearest GOLD equivalent. Studies which presented national aggregated costs were used as such with no prevalence calculation required.

Asthma

The severity of asthma was graded according to the Global Initiative for Asthma (GINA) classification. As for COPD, estimates of direct costs presented by disease severity were modelled using linear regression analysis, adjusted for severity and the setting from which the patients were recruited (see online methods section). Indirect costs by severity of disease were obtained from two studies from Sweden and Germany (JANSSON *et al.*; SCHRAMM *et al.*). The studies used fairly similar standards of severity, based on the GINA guidelines of 1995 to 2003. The direct healthcare costs of a child with asthma were determined from the costs for an adult, by adjusting for the relation of costs between age-groups, using the demographic population structure of the European Union based on Eurostat data. Children incur indirect costs if, for example, a parent needs to be absent from work in order to care for the child. Costs by severity were combined with prevalence by severity; cost estimates representative of asthma patients overall, and not presented by degree of severity, were used together with overall prevalence to determine national costs.

Lung cancer

Two studies were identified giving estimates of direct costs, including costs of surgery, inpatient and outpatient care, chemotherapy and other drugs from onset of the disease to death. These were assumed to be representative of the mean and variation in direct costs between the EU countries. Indirect costs were estimated from Organisation for Economic Co-operation and Development (OECD) Health Data for Germany, adjusted by national GDP and extrapolated to each of the 28 countries.

Tuberculosis

Estimates of costs related to TB are based on the recent review by DIEL *et al.* for 27 EU countries (excluding Croatia), quoted at 2012 values; this analysis includes estimation of the direct healthcare costs associated with multidrug-resistant (MDR) and extensively drug-resistant (XDR) TB.

Pneumonia/ALRIs

Cost estimates for hospital admissions for pneumonia were used together with data on the number of hospital bed days to make a best estimate of inpatient costs. However, this total seriously underestimates the total costs of pneumonia/ALRI due to the lack of usable data on patients treated as outpatients (including in primary care) as well as the indirect costs of pneumonia and the costs of other acute respiratory infections.

Obstructive sleep apnoea syndrome

A registry-based study of patients diagnosed with OSAS identified direct costs for outpatient and inpatient care and drugs, and indirect costs due to absence from work.

Cystic fibrosis

Three studies presented estimates of the total direct costs of cystic fibrosis. Costs were shown to increase with age. Prevalence data were similar in the three countries, so the average cost per patient was used. Again, no estimates of indirect costs were identified. See chapter 14 for further discussion of the costs of cystic fibrosis treatment.

“
 The average
 direct
 healthcare
 costs per case
 of COPD and
 asthma are
 about €1000
 and €2000
 per year,
 respectively,
 often over
 several
 decades”

	Drug cost	Outpatient cost	Inpatient cost	Total direct [#]	Total indirect [¶]
COPD	7.1	8.9	7.3	23.3	25.1
Asthma	8.0	6.7	4.8	19.5	14.4

Table 1 – Aggregated annual costs of inpatient stay, drugs and outpatient care including primary care attributable to chronic obstructive pulmonary disease (COPD) and asthma in the EU (billions of euro at 2011 values). #: Total of costs for drugs, outpatient including primary care, and inpatient care; ¶: costs for absence from work and early retirement (adults).

The cost of respiratory disease

The estimated annual economic burden of COPD and asthma in terms of conventional direct (healthcare) and indirect (lost production) costs is presented in table 1, amounting to €82 billion in total. The direct and indirect costs of COPD and asthma are of similar magnitude (figure 1).

Fewer cost data are available for the remaining respiratory conditions. Together with those for COPD and asthma, the estimates are summarised in table 2, which also shows the monetised value of DALYs lost due to those conditions where estimation was possible. Taking the mean of the ranges, the grand total of direct costs is at least €55 billion annually. The indirect costs, even though only partially estimated, amount to at least €42 billion annually.

The inpatient costs of pneumonia are estimated as €2.5 billion per annum. Estimation of the other direct and indirect costs of pneumonia was not possible. The cost of lost DALYs (€43.5 billion) represents those due to acute lower respiratory infections, including pneumonia.

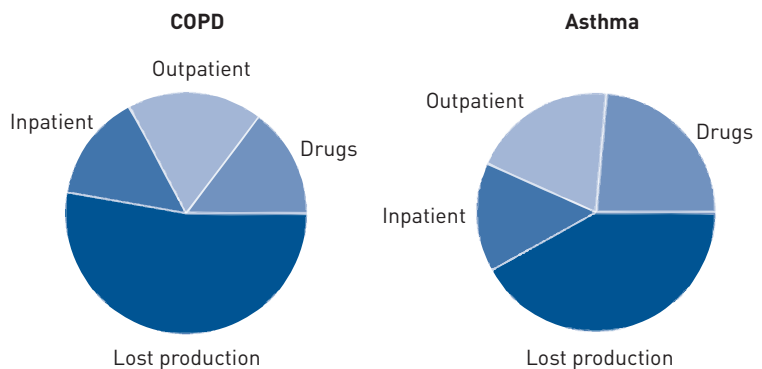


Figure 1 – Distribution of direct and indirect costs by category for chronic obstructive pulmonary disease (COPD) and asthma.

	Direct costs [#] € bn	Indirect costs [†] € bn	Monetised value of DALYs lost € bn	Total costs € bn
COPD	23.3	25.1	93.0	141.4
Asthma	19.5	14.4	38.3	72.2
Lung cancer	3.35	NA	103.0	106.4
TB	0.54 [#]	#	5.37	5.9
OSAS	5.2	1.9	NA	7.1
Cystic fibrosis	0.6	NA	NA	0.6
Pneumonia/ALRI	2.5	NA	43.5	46.0
Total	55.0	41.4	283.2	379.6

Table 2 – Aggregated annual direct and indirect costs and the value of disability-adjusted life-years (DALYs) lost for EU countries 2011 by disease (billions of euro at 2011 values). COPD: chronic obstructive pulmonary disease; TB: tuberculosis; OSAS: obstructive sleep apnoea syndrome; ALRI: acute lower respiratory infections; NA: not available. #: primary care, hospital outpatient and inpatient care, drugs and oxygen; †: lost production including work absence and early retirement; *: indirect costs included with direct costs.

Data on DALYs lost due to respiratory disease were obtained from WHO Health Statistics 2011 and the Global Burden of Disease study and are set out for each disease in tables 2 and 3, together with their monetised value. The major DALY losses are from lung cancer, COPD, lower respiratory tract infections and asthma. The total loss is about 5.2 million DALYs at a cost of €300 billion.

The greatest economic burden of respiratory diseases on health services and lost production in the EU is due to the chronic problems of COPD and asthma, at about €20 billion each for healthcare and €25 billion and €15 billion, respectively, for lost production. The greatest loss from disability and premature mortality is from lung cancer and COPD, followed by pneumonia/ALRI and asthma (tables 2 and 3).

The course of both lung cancer and TB tends to be short-lived, with total treatment and costs concentrated within the year of diagnosis. Although there are many more cases of COPD and asthma, the individual mortality from lung cancer is much higher, while the course of COPD and asthma extends over many years. The costs per case per year, therefore, show a very different order than for total costs (table 4), with lung cancer and TB showing the heaviest annual costs per case for healthcare, disability and premature mortality. The direct costs of cases of drug resistant TB are considerably higher than those associated with drug sensitive disease. In effect, because of the nature of the diseases, in most patients the estimates for lung cancer

Disease	DALYs lost per year (thousands)	Annual monetised value € bn
Lung cancer	1873	103.0
COPD	1691	93.0
TB	103	5.6
Pneumonia/ALRI	790	43.5
Asthma	697	38.3
Total	5154	283.4

Table 3 – Cost of disability-adjusted life-years (DALYs) lost to respiratory disease in the EU (monetised values are billions of euro at 2011 values). COPD: chronic obstructive pulmonary disease; TB: tuberculosis; ALRI: acute lower respiratory infections.

	Deaths (thousands)	Cases (thousands)	Direct costs per case €	Indirect costs €	Monetised value of DALYs lost €	Total annual cost per case €
COPD	150	23 000	1013	1091	4043	6147
Asthma	0.42	10 000	1950	1450	4043	7443
Lung cancer	257	292	11 473	NA	352 740	364 213
TB	4.9	72	7467 ^{#,¶}	¶	78 750	86 217

Table 4 – Average annual cost per case for the major respiratory diseases in the EU, 2011. COPD: chronic obstructive pulmonary disease; TB: tuberculosis; NA: not available. #: fully sensitive TB €6832 per case; MDR-TB €33 320 per case; XDR-TB €47 573 per case; ¶: indirect costs included with direct costs.

and TB approach the lifetime costs, but they represent only a small proportion of lifetime costs for COPD and asthma, for which over several years the total costs per case are likely to be 20–30-fold greater than the annual cost.

Discussion

The analysis presented here is based on published estimates of the cost of respiratory diseases in European countries, and on prevalence, incidence and population data as reported in chapter 1 and from WHO and Eurostat publications. There are major gaps in cost estimates in the literature, particularly those of pneumonia/ALRI, as well as the indirect costs of several diseases and all costs of the many respiratory diseases not listed here. Consequently, our estimates are by default, considerable underestimates.

Even with diseases in which good studies are available there is inevitable uncertainty in our overall cost estimates due to the need for extrapolation of data from a small number of countries to all 28 countries of the EU. For inclusion in the present analysis, the profiles of the countries concerned had to share at least some characteristics for the costs to be relevant. This could have an impact on both direct and indirect costs. In asthma and COPD, regression analysis was used to extrapolate from the costs for a few hundred patients, or a registry study of thousands of patients, to a population of some 500 million persons, so errors may grow substantially. However the regression models of cost data give a reasonable fit and no evidence of serious bias. The DALY estimates are published by WHO by region and sub-region and therefore are less prone to error, but there were variations in estimates from different sources; the WHO estimates used here were the lowest estimates available. Even among the limited range of diseases

considered, no estimates of indirect costs were available for cystic fibrosis or OSAS. The total estimates presented here must therefore be considered minimum and very conservative.

We have aimed for simplicity of design and methodology and more sophisticated methods might have improved certain aspects. Some costs such as patients' out-of-pocket costs are missing due to an almost complete lack of data. Furthermore, some indirect costs relating to absence from work and early retirement are missing for several conditions, where there is no relevant literature. On the other hand, the method of costing sickness absence and early retirement by average earnings may somewhat overestimate indirect costs where there is high unemployment.


An alternative approach to estimation of costs is by primary research, such as a multinational study with data collection and costing of each patient using local unit costs, and taking median costs across nations to obtain the overall estimate. ACCORDINI *et al.* recently carried out such a study of persistent asthma in eleven European countries. They estimated the direct and indirect cost of persistent asthma based on 5 million subjects aged 15–64 years at €7.9 billion. After adjusting for age, our estimated total cost was €16.3 billion; although about twice their estimate, the costs per case are comparable as our estimate was based on a total of 9.1 million cases.

Another source of uncertainty is the variation in healthcare systems between EU countries; we have taken account of this by averaging data and adjusting for relative average income levels. Taking the differences in levels of care and cost of each country's healthcare system fully into account was beyond the scope of the present exercise. We used annual costs per patient together with prevalence rates of disease across Europe, both of which are inevitably associated with uncertainty. Only a minority of those with COPD have been diagnosed and, even though the undiagnosed population generally have very mild disease, undoubtedly some incur costs for healthcare and lost production not accounted for here.

In estimating the costs of lung cancer, the incidence approach is reasonable for small cell cancer with its average short survival, but is less appropriate for nonsmall cell lung cancer. The follow-up periods (up to 18 months and 30 months respectively) of the two lung cancer cost studies used may not have covered the full costs for these patients; thus we probably underestimated their healthcare costs. The indirect costs for lung cancer rely on a single cost estimate from Germany and assume that the incidence is representative of all EU countries.

For pneumonia/ALRI, our estimate serves as only a partial illustration of the economic burden, limited to costs of inpatient care. Healthcare and lost production costs were reported to cost about €10 billion annually in the previous edition of the White Book (2003), and in 2011 values this would be close to €12 billion. Although our estimate for healthcare is about a quarter of this, it is limited to inpatient costs. The cost of DALYs lost due to pneumonia, however, is included and is considerable.

Our estimate for OSAS relies on a single study from Denmark, and furthermore, the prevalence of OSAS for our calculations, 0.36%, was derived from the same study [32].



“
*Half of
the direct
healthcare
cost of
respiratory
disease in
Europe is due
to smoking*
”

Extrapolation to the other 27 countries is inevitably associated with considerable uncertainty. Other studies generally report higher prevalence, albeit with considerable variation, related partly to varying definitions. A further important aspect of OSAS is its considerable socioeconomic impact beyond the usual direct and indirect costs, in particular related to road traffic accidents caused by the associated sleepiness. A review of obstructive sleep apnoea in the USA reported costs of some \$16 billion (€17 billion at 2000 exchange rates) for road accidents in 2000.

The costs of cystic fibrosis are dependent on access to treatment and survival into adulthood, both of which may vary across Europe. We have no data on indirect costs, which are likely to be substantial due to premature death, disability and inability to work (including of parents), so once more our estimate is inevitably conservative.

The economic burden of bronchiectasis, pulmonary fibrosis, pulmonary vascular diseases, and occupational diseases such as asbestosis or silicosis could not be estimated, and would also add to the economic burden of respiratory disease, both from healthcare and work limitation such as lost production due to reduced efficiency at work, absence from work, early retirement and premature death; in 2004, new cases of occupational asthma in the United Kingdom alone cost £70–100 million (€115–165 billion at 2004 exchange rates).

Many of the causes of respiratory disease are behaviour related or otherwise potentially preventable, particularly those due to smoking tobacco or poor air quality. For example, it is estimated that 60% of COPD in the EU is attributable to smoking, along with 85% of lung cancer and 10% of other lower respiratory disease. This would suggest that the direct healthcare costs of respiratory disease attributable to smoking are approximately €27.4 billion, which is about half of the direct healthcare costs of respiratory disease estimated here. Consequently, with similar proportional savings in indirect costs and DALYs lost, a huge amount of money could be saved by reducing the preventable causes of respiratory disease in the EU.

The total cost of respiratory disease in EU, including the value of DALYs lost to respiratory disease, is estimated at a minimum of €380 billion. Even though this figure is a gross underestimate, as it excludes many respiratory diseases for which costs were not available, it represents a massive loss to the EU every year.

Further reading



General

- World Health Organization Regional Office for Europe, European health for all database (HFA-DB). data.euro.who.int/hfadb/
- The World Bank, World Development Indicators (WDI). data.worldbank.org/indicator
- Drummond MF, Sculpher MJ, Torrance GW, *et al.* *Methods for the Economic Evaluation of Health Care Programmes*. 2nd edn. Oxford, Oxford University Press, 1997.
- Eurostat. Population Statistics, 2012. epp.eurostat.ec.europa.eu
- Organisation for Economic Co-operation and Development. *OECD Health Data 2005: statistics and indicators for 30 countries*. Paris, Organisation for Economic Co-operation and Development, 2005.
- World Health Organization. *World Health Statistics 2011*. www.who.int/entity/whosis/whostat/EN_WHS2011_Full.pdf
- World Health Organization. *The Global Burden of Disease: 2004 update*. www.who.int/entity/healthinfo/global_burden_disease/GBD_report_2004update_full.pdf
- ExterneE. *External Costs of Energy*. www.externe.info
- GHK. *A study on liability and the health costs of smoking: DG SANCO(2008/C6?046)*, December 2009. ec.europa.eu/health/tobacco/docs/tobacco_liability_en.pdf

COPD

- Jansson SA, Lindberg A, Ericsson A, *et al.* Cost differences for COPD with and without physician-diagnosis. *COPD* 2005; 2: 427–434.
- Masa JF, Sobradillo V, Villasante C, *et al.* Costes de la EPOC en España. Estimación a partir de un estudio epidemiológico poblacional. [Costs of chronic obstructive pulmonary disease in Spain. Estimation from a population-based study.] *Arch Bronconeumol* 2004; 40: 72–79.
- Jansson SA, Backman H, Rönmark E, *et al.* Costs of COPD by disease severity. *Eur Respir J* 2011; 38: Suppl. 55, A2957.
- de Miguel Díez J, Carrasco Garrido P, García Carballo M, *et al.* Determinants and predictors of the cost of COPD in primary care: a Spanish perspective. *Int J Chron Obstruct Pulmon Dis* 2008; 3: 701–712.
- Tynan AJ, Lane SJ. COPD: illness severity, resource utilisation and cost. *Ir Med J* 2005; 98: 41–45.
- Nowak D, Dietrich ES, Oberender P, *et al.* Krankheitskosten von COPD in Deutschland. [Cost-of-illness study for the treatment of COPD in Germany.] *Pneumologie* 2004; 58: 837–844.
- Detournay B, Pribil C, Fournier M, *et al.* The SCOPE study: health-care consumption related to patients with chronic obstructive pulmonary disease in France. *Value Health* 2004; 7: 168–174.
- Dal Negro RW, Tognella S, Tosatto R, *et al.* Costs of chronic obstructive pulmonary disease (COPD) in Italy: the SIRIO study (social impact of respiratory integrated outcomes). *Respir Med* 2008; 102: 92–101.
- Fletcher MJ, Upton J, Taylor-Fishwick J, *et al.* COPD uncovered: an international survey on the impact of chronic obstructive pulmonary disease [COPD] on a working age population. *BMC Public Health* 2011; 11: 612.
- Bilde L, Rud Svenning A, Dollerup J, *et al.* The cost of treating patients with COPD in Denmark—a population study of COPD patients compared with non-COPD controls. *Respir Med* 2007; 101: 539–546.

- Hoogendoorn M. Economic impact of COPD. Empirical and model-based studies on the cost-effectiveness of treatment options. PhD thesis. Erasmus Universiteit Amsterdam, 2011.
- Nielsen R, Johannessen A, Benediktsdottir B, *et al.* Present and future costs of COPD in Iceland and Norway: results from the BOLD study. *Eur Respir J* 2009; 34: 850–857.

Asthma

- Dal Negro RW, Micheletto C, Tosattor R, *et al.* Costs of asthma in Italy: results of the SIRIO (Social Impact of Respiratory Integrated Outcomes) study. *Respir Med* 2007; 101: 2511–2519.
- Jansson SA, Rönmark E, Forsberg B, *et al.* The economic consequences of asthma among adults in Sweden. *Respir Med* 2007; 101: 2263–2270.
- Martínez-Moragón E, Serra-Batlles J, De Diego A, *et al.* Coste económico del paciente asmático en España [estudio AsmaCost]. [Economic cost of treating the patient with asthma in Spain: the AsmaCost study.] *Arch Bronconeumol* 2009; 45: 481–486.
- Schwenkglenks M, Lowy A, Anderhub H, *et al.* Costs of asthma in a cohort of Swiss adults: associations with exacerbation status and severity. *Value Health* 2003; 6: 75–83.
- Van Ganse E, Laforest L, Pietri G, *et al.* Persistent asthma: disease control, resource utilisation and direct costs. *Eur Respir J* 2002; 20: 260–267.
- Godard P, Chanez P, Siraudin L, *et al.* Costs of asthma are correlated with severity: a 1-yr prospective study. *Eur Respir J* 2002; 19: 61–67.
- Schramm B, Ehlken B, Smala A, *et al.* Cost of illness of atopic asthma and seasonal allergic rhinitis in Germany: 1-yr retrospective study. *Eur Respir J* 2003; 21: 116–122.
- Herjavec I, Nagy GB, Gyurkovits K, *et al.* Cost, morbidity, and control of asthma in Hungary: The Hunair Study. *J Asthma* 2003; 40: 673–681.
- Kiiwet RA, Kaur I, Lang A, *et al.* Costs of asthma treatment in Estonia. *Eur J Public Health* 2001; 11: 89–92.
- Accordini S, Corsico AG, Braggion M, *et al.* The cost of persistent asthma in Europe: an international population-based study in adults. *Int Arch Allergy Immunol* 2013; 160: 93–101.
- International Study of Asthma and Allergies in Childhood, International Union Against Tuberculosis and Lung Disease. The Global Asthma Report 2011. www.globalasthmareport.org

Lung cancer

- Chouaïd C, Moliner L, Combescure C, *et al.* Economics of the clinical management of lung cancer in France: an analysis using a Markov model. *Br J Cancer* 2004; 90: 397–402.
- Dedes KJ, Szucs TD, Bodis S, *et al.* Management and costs of treating lung cancer patients in a university hospital. *Pharmacoeconomics* 2004; 22: 435–444.

Tuberculosis

- Diel R, Vandeputte J, de Vries G, *et al.* Costs of tuberculosis disease in the EU – a systematic analysis and cost calculation. *Eur Respir J* 2013; In press.

Pneumonia/ALRI

- Bartolomé M, Almirall J, Morera J, *et al.* A population-based study of the costs of care for community-acquired pneumonia. *Eur Respir J* 2004; 23: 610–616.
- Bauer TT, Welte T, Ernen C, *et al.* Cost analyses of community-acquired pneumonia from the hospital perspective. *Chest* 2005; 128: 2238–2246.

OSAS

- Jennum P, Kjellberg J. Health, social and economical consequences of sleep-disordered breathing: a controlled national study. *Thorax* 2011; 66: 560–566.
- Leger D, Bayon V, Laaban JP, *et al.* Impact of sleep apnea on economics. *Sleep Med Rev* 2012; 16: 455–462.
- Al Ghanim N, Comondore VR, Fleetham J, *et al.* The economic impact of obstructive sleep apnea. *Lung* 2008; 186: 7–12.

Cystic fibrosis

- Huot L, Durieu I, Bourdy S, *et al.* Evolution of costs of care for cystic fibrosis patients after clinical guidelines implementation in a French network. *J Cyst Fibros* 2008; 7: 403–408.
- Baumann U, Stocklossa C, Greiner W, *et al.* Cost of care and clinical condition in paediatric cystic fibrosis patients. *J Cystic Fibros* 2003; 2: 84–90.
- Sims EJ, Mugford M, Clark A, *et al.* Economic implications of newborn screening for cystic fibrosis: a cost of illness retrospective cohort study. *Lancet* 2007; 369: 1187–1195.